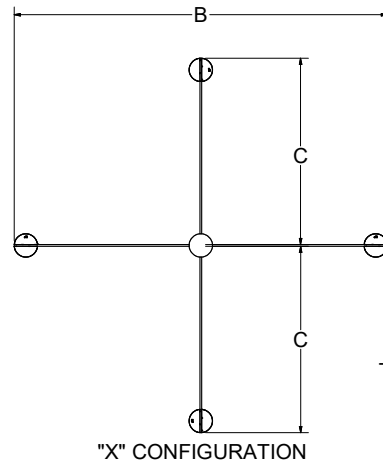
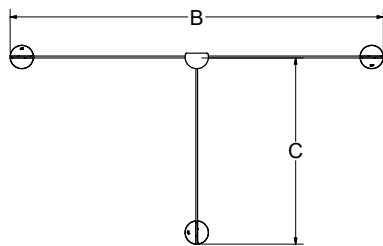
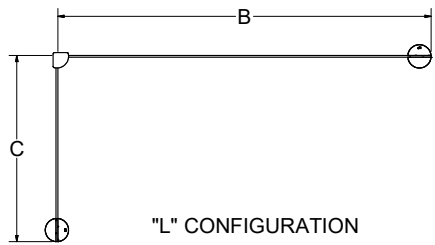
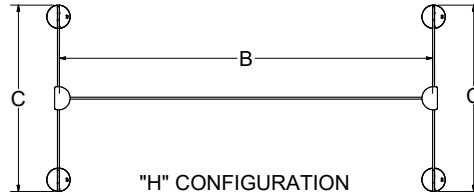
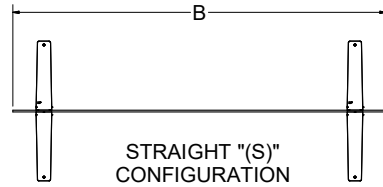
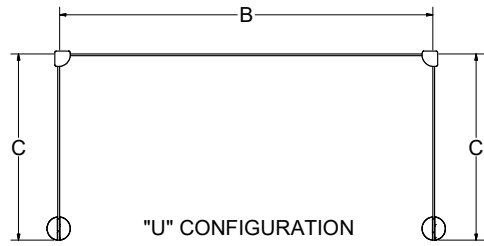
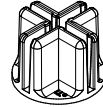
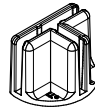
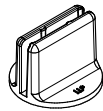
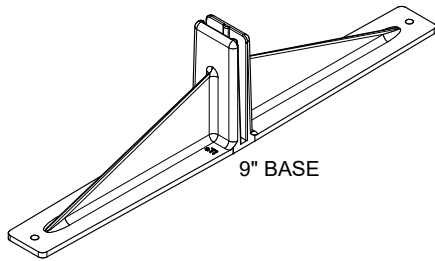
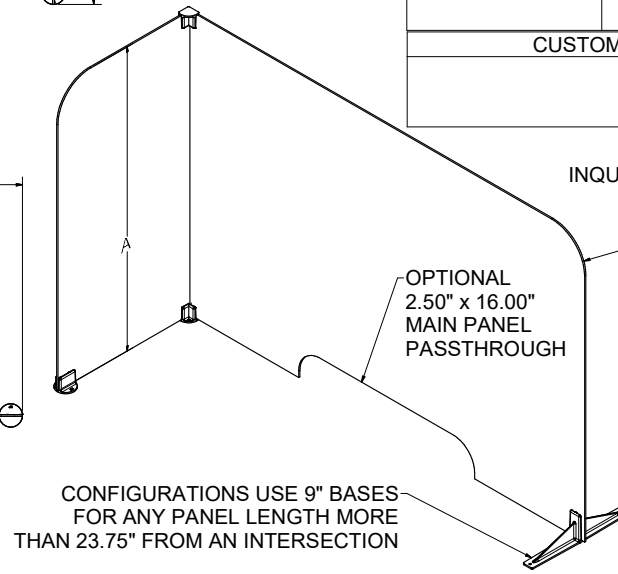


REV	EDCO	DESCRIPTION	DATE	APPROVED
P1		FOR PRELIMINARY REVIEW	9/24/2020	JRF
P2		ADDED SIGNATURE/DATE BOX AND DIMENSIONS FOR PASSTHROUGH. UPDATED COLOR OPTIONS	12/2/2020	JRF
A		INITIAL RELEASE	12/3/2020	JRF
B	1001	PANEL LENGTH AND WIDTH REVISED. WAS 12.00"24.00"48.00". NOW 11.75"23.75"47.75"	2/24/2021	JRF
C	1006	REVISED DIMS IN TABLE TO SHOW NOMINAL AND ACTUAUL (REF)	3/11/2021	JER



OPTIONS (SELECT ONE OPTION FROM EACH COLUMN)				MAIN PANEL PASS THRU AVAILABILITY	
(A) PANEL HEIGHT (ACTUAL DIM)	(B) MAIN PANEL WIDTH	(C) SIDE PANEL LENGTH	COLOR OF BASES	CONFIGURATION	PASS THRU (Y/N)
24 (23.75)	24(23.75)	12(11.75)	B (BLACK)	U	
30	32	18	G (GRAY, OPTIONAL)	S	
	36	23.75	C (CLEAR, OPTIONAL)	L	
	48(47.75)	30		H	
		36		T	N/A
		48(47.75)		X	N/A

DESIRED PRODUCT SPECIFICATIONS					
CONFIGURATION	(A) PANEL HEIGHT	(B) MAIN PANEL WIDTH	(C) SIDE PANEL LENGTH	MAIN PANEL PASS THRU (Y/N)	COLOR OF BASES (B/G/C)
CUSTOMER SIGNATURE				DATE	



ALL VIEWS ON THIS PAGE ARE TOP VIEWS UNLESS OTHERWISE SPECIFIED

PROPERTIES	DRAWN BY	DATE	CHECKED BY	DATE
MATL: N/A	JohnFord	9/24/2020	JoelRobinson	9/24/2020
BASEWALL: N/A	DESCRIPTION			
FINISH: N/A	Barrier Panel System Order Sheet			
VOLUME: N/A	DRAWING FILENAME			
MODEL FILENAME	4914.idw			
Barrier Panel Straight Assembly.lam				4914.idw
NOTICE: THIS DRAWING AND THE INFORMATION IT DISCLOSES IS THE EXCLUSIVE PROPERTY OF A.L.P. ANY REPRODUCTION OR USE OF THIS DRAWING IN WHOLE OR IN PART, WITHOUT THE EXPRESS CONSENT OF THE PROPRIETOR, IS PROHIBITED.				DO NOT SCALE DRAWING
SHEET 1 OF 1				REV C
DWG NO. 4914				

