



4D15 lens, DC-2S end plug &amp; LPC latches shown.

## Description

The TMW series is A.L.P.'s rugged industrial gasketed enclosure. Featured in Gear Tray and Strip Types. The Gear Tray type combines cost effectiveness with functional practicality by minimizing required internal metal components versus Strip Type enclosures. The strip type housing augments the flexibility of the strip luminaire within with the protection of an enclosed and gasketed enclosure. The TMW housing is sealed against dust and moisture and available in a variety of lens, latch, wire-entry, and lamp configurations.

## Applications

Ideal for use in dusty, dirty, or wet environments including food processing, cold storage, kitchens, parking garages, car washes, covered canopies, pedestrian tunnels, concourses, and industrial.

## Certifications

- UL/cUL recognized component
- Wet Location listed
- NSF International certified for NSF/ANSI Standard 2 – Food Equipment

## Features

- Rigid one piece housing construction.
- Standard 10-latch housings.
- En-seal<sup>™</sup> gasketing provides superior resistance to moisture absorption versus conventional gasketing.
- Molded latch pockets compatible with standard and tamper-proof latches in stainless steel and polycarbonate.
- Internal gear tray mounts to #8-32 brass studs molded into housing by two plastic or steel TrayLats.
- Internal metal striplight housing mounts to two #8-32 internal brass studs molded into housing.
- Gear tray suspends from housing by two security straps during servicing.

## Housing

Compression molded self-extinguishing fiberglass reinforced polyester compound with UL 5VA flame rating (ASTM D635-74). For Gear Tray Type, or with UL HB flame rating for Strip Type. Both F1 weatherability Rating.

## Gasketing

En-Seal<sup>™</sup> continuous perimeter poured gasket assures lens seal to housing.

## Electrical Chassis

Housing components constructed of highly reflective, 22-gauge, pre-painted steel.

## Conduit Entry

Standard housings available with one 7/8" conduit entry point on either or both ends. Consult Sales for other opening sizes or for top openings.

## Lens

Thermoformed lenses available in shallow and deep profiles of prismatic, smooth or crepe patterns of acrylic and DR reinforced acrylic.

## Mounting

Standard stainless steel mounting brackets (BRKTT22PK) clip to housing for surface or all-thread pendant mounting. Consult Sales for chain or cable mounting.

A.L.P. submitted this fixture for wet location testing in the horizontal surface mounted position. Any other operating position should be test verified by the OEM.

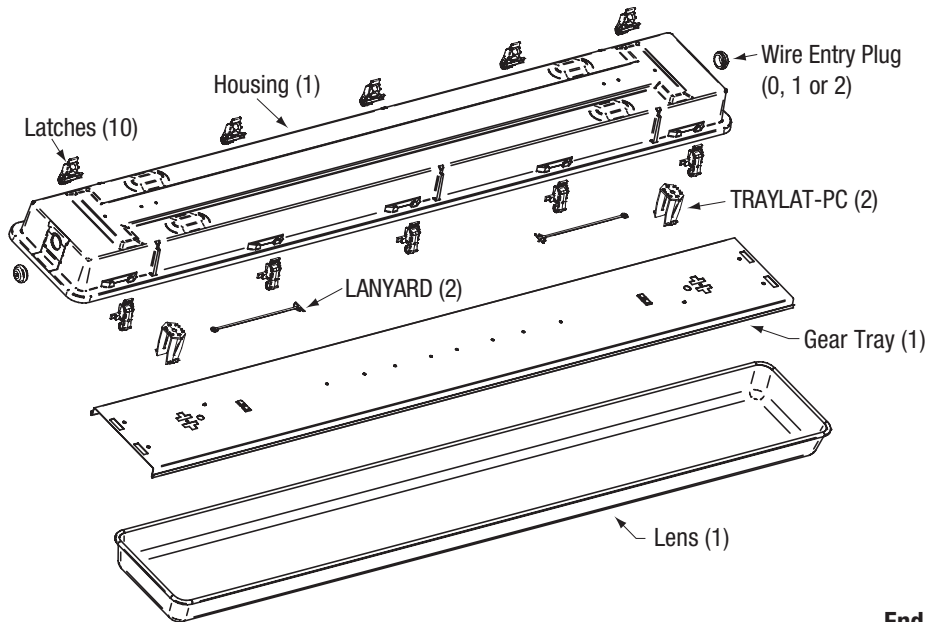
Please contact A.L.P. for pricing and delivery.

All specifications subject to change without notice. A.L.P. assumes no responsibility for these materials in any luminaire or application.

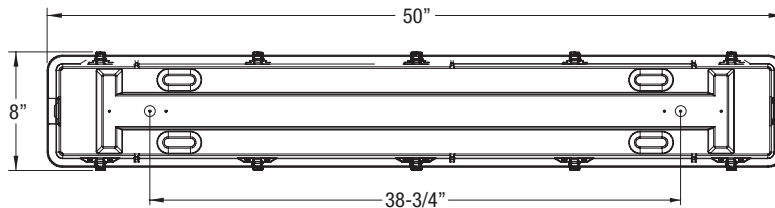
The product is an OEM component kit requiring final assembly by a qualified OEM fixture manufacturer.

Sealant required for wet location use.

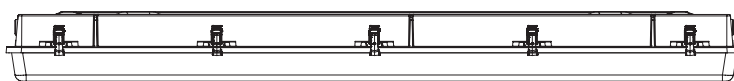
### Exploded View Gear Tray



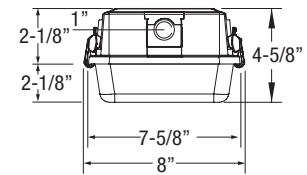
### Top View



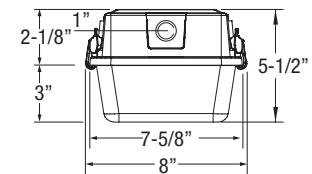
### Side View




### End View



Shallow Lens



Deep Lens



TMW 4DHI / TMW 4D15  
Shallow Acrylic Crepe

TMW 4DDHI / TMW 4DD15  
Deep Acrylic Crepe

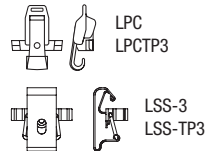
HOUSING (Select one)		
Part Number	Description	Packaging
TMWS 4-10L	4' TMW housing (requires 10 latches) <sup>3</sup>	30 pcs carton; 360 pcs pallet
TMWS 4-10L-GT	4' TMW 5VA housing (requires 10 latches)	30 pcs carton; 360 pcs pallet
GEAR TRAY (Select one)		
Part Number	Description	Packaging
TMWGT4	4' TMW gear tray	Bulk packaging
TMWGT4U	4' TMW gear tray (Requires TRAYLATSS mounting clips)	Bulk packaging
LATCHES (Select one)		
Part Number	Description	Packaging
LPC	White polycarbonate latch	30 pcs bag; 990 pcs carton <sup>4</sup>
LPCTP3	Tamper-proof white polycarbonate latch with nut and screw	30 pcs bag; 990 pcs carton <sup>4</sup>
LSS-3	Stainless steel latch	30 pcs bag; 480 pcs carton <sup>4</sup>
LSS-3TP	Tamper-proof stainless steel latch with nut and screw	30 pcs bag; 480 pcs carton <sup>4</sup>
WIRE ENTRY PLUGS (Select none, one or two depending on housing selected)		
Part Number	Description	Packaging
FEPW	White 7/8" dry location plug	40 pcs bag; 5000 pcs carton <sup>4</sup>
LTP088 <sup>1</sup>	White 7/8" liquid tight plug	30 pcs bag; 1800 pcs carton <sup>4</sup>
DC-2S-7 <sup>1</sup>	7/8" die cast aluminum fitting assembly for 1/2" rigid conduit	30 pcs inner carton; 240 pcs carton <sup>4</sup>
LENS (Select one)		
Part Number	Description	Packaging
TMW 4D15	4' Shallow lens Acrylic/MED-IMPACT, Crepe pattern	30 pcs carton; 360 pcs pallet
TMW 4DH1	4' Shallow lens Acrylic/HI-IMPACT, Crepe pattern	30 pcs carton; 360 pcs pallet
TMW 4DD15	4' Deep lens Acrylic/MED-IMPACT, Crepe pattern	20 pcs carton; 240 pcs pallet
TMW 4DDH1	4' Deep lens Acrylic/HI-IMPACT, Crepe pattern	20 pcs carton; 240 pcs pallet
HOUSING MOUNTING BRACKET		
Part Number	Description	Packaging
BRKTT22PK	TMW stainless steel strap bracket, 2-pack	60 pcs bag; 4960 pcs carton <sup>4</sup>
MISCELLANEOUS PARTS		
Part Number	Description	Packaging
TRAYLAT-PC	White polycarbonate gear tray mounting clip (Requires NUT1001)	60 pcs bag; 990 pcs carton <sup>4</sup>
TRAYLATSS <sup>2</sup>	Stainless steel gear tray mounting clip (Requires NUT1001)	60 pcs bag; 960 pcs carton <sup>4</sup>
LANYARD	White nylon security strap	30 pcs bag; 4800 pcs carton <sup>4</sup>
HARDWARE <sup>5</sup>		
Part Number	Description	
NUT1001	#10-32x3/8" steel hex locking nut for TRAYLAT attachment to housing	
SC8GND	#8-32x3/8" green ground screw	
TAMPER BIT 3	Driver bit for TAMPERPRUF screw used in LPCTP3 & LSS-3TP	
TAMPER BIT 8	Driver bit for tamper-proof snake eye drive screw, compatible with LSS-3	

1. Sealant required for wet location use.
2. A.L.P. recommends using TRAYLATSS for three lamp fixtures.
3. HB rated material are not acceptable for use as an electrical enclosure, they require an internal metal enclosure "strip fixture".
4. Orders must be ordered in bag or carton qty's.
5. If hardware is purchased through ALP the MOQ will be based on the outsourced vendor MOQ's

#### GEAR TRAYS



#### LATCHES



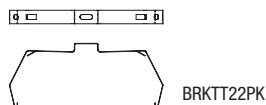
#### WIRE ENTRY PLUGS



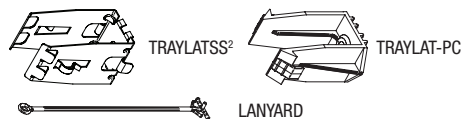
#### LENSES



#### HOUSING MOUNTING BRACKETS



#### MISCELLANEOUS PARTS



#### HARDWARE

