



4D15 lens, DC-2S end plug & LPC latches shown.

Description

The TMW series is A.L.P.'s rugged industrial gasketed enclosure. Featured in Gear Tray and Strip Types. The Gear Tray type combines cost effectiveness with functional practicality by minimizing required internal metal components versus Strip Type enclosures. The strip type housing augments the flexibility of the strip luminaire within with the protection of an enclosed and gasketed enclosure. The TMW housing is sealed against dust and moisture and available in a variety of lens, latch, wire-entry, and lamp configurations.

Applications

Ideal for use in dusty, dirty, or wet environments including food processing, cold storage, kitchens, parking garages, car washes, covered canopies, pedestrian tunnels, concourses, and industrial.

Certifications

- UL/cUL recognized component
- Wet Location listed
- NSF International certified for NSF/ANSI Standard 2 – Food Equipment

Features

- Rigid one piece housing construction.
- Standard 10-latch housings.
- En-seal™ gasketing provides superior resistance to moisture absorption versus conventional gasketing.
- Molded latch pockets compatible with standard and tamper-proof latches in stainless steel and polycarbonate.
- Internal gear tray mounts to #8-32 brass studs molded into housing by two plastic or steel TrayLats.
- Internal metal striplight housing mounts to two #8-32 internal brass studs molded into housing.
- Gear tray suspends from housing by two security straps during servicing.

Housing

Compression molded self-extinguishing fiberglass reinforced polyester compound with UL 5VA flame rating (ASTM D635-74). For Gear Tray Type, or with UL HB flame rating for Strip Type. Both F1 weatherability Rating.

Gasketing

En-Seal™ continuous perimeter poured gasket assures lens seal to housing.

Electrical Chassis

Housing components constructed of highly reflective, 22-gauge, pre-painted steel.

Conduit Entry

Standard housings available with one 7/8" conduit entry point on either or both ends. Consult Sales for other opening sizes or for top openings.

Lens

Thermoformed lenses available in shallow and deep profiles of prismatic, smooth or crepe patterns of acrylic and DR reinforced acrylic.

Mounting

Standard stainless steel mounting brackets (BRKTT22PK) clip to housing for surface or all-thread pendant mounting. Consult Sales for chain or cable mounting.

A.L.P. submitted this fixture for wet location testing in the horizontal surface mounted position. Any other operating position should be test verified by the OEM.

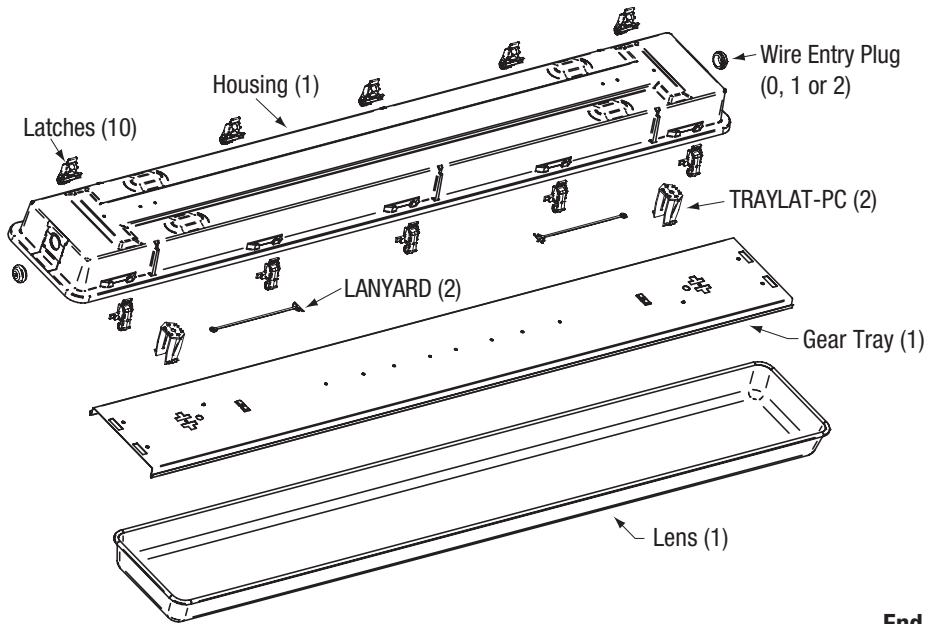
Please contact A.L.P. for pricing and delivery.

All specifications subject to change without notice. A.L.P. assumes no responsibility for these materials in any luminaire or application.

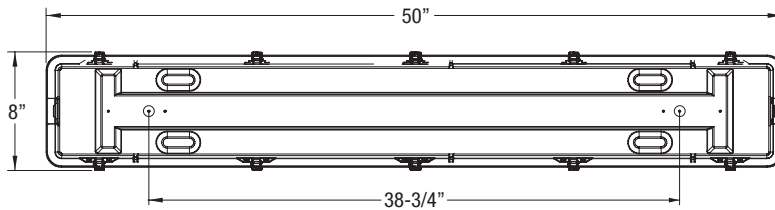
The product is an OEM component kit requiring final assembly by a qualified OEM fixture manufacturer.

Sealant required for wet location use.

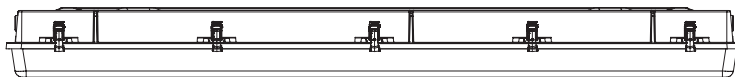
Exploded View Gear Tray



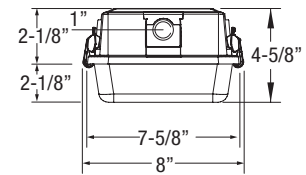
Top View



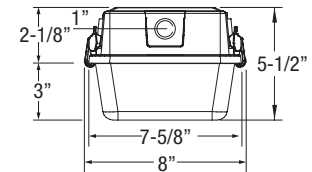
Side View




End View



Shallow Lens



Deep Lens



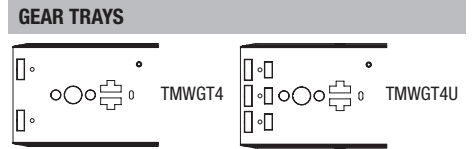
HOUSING (Select one)		
Part Number	Description	Qty/Case
TMWS 4-10L-GT	4' TMW 5VA housing (requires 10 latches)	60
GEAR TRAY (Select one)		
Part Number	Description	Qty/Case
TMWGT4	4' TMW gear tray	250
TMWGT4U	4' TMW gear tray (Requires TRAYLATSS mounting clips)	250
LATCHES (Select one)		
Part Number	Description	
LPC	White polycarbonate latch	
LPCTP3	Tamper-proof white polycarbonate latch with nut and screw	
LSS-3	Stainless steel latch	
LSS-3TP	Tamper-proof stainless steel latch with nut and screw	
WIRE ENTRY PLUGS (Select none, one or two depending on housing selected)		
Part Number	Description	
FEPW	White 7/8" dry location plug	
LTP088*	White 7/8" liquid tight plug	
DC-2S*	7/8" die cast aluminum fitting assembly for 1/2" rigid conduit	
LENS (Select one)		
Part Number	Description	Qty/Case
TMW 4D15	4' Shallow lens in crepe pattern acrylic. Indicate 15 for 15% DR, HI for 50% DR	30
TMW 4DHI	4' Shallow lens in crepe pattern acrylic. Indicate HI for 50% DR 30 1 7	30
TMW 4DD15	4' Deep lens in crepe pattern acrylic. Indicate 15 for 15% DR	30
TMW 4DDHI	4' Deep lens in crepe pattern acrylic. Indicate HI for 50% DR 30	20
HOUSING MOUNTING BRACKET		
Part Number	Description	Qty/Case
BRKTT22PK	TMW stainless steel strap bracket, 2-pack	80
MISCELLANEOUS PARTS		
Part Number	Description	
TRAYLAT-PC	White polycarbonate gear tray mounting clip (Requires NUT1001)	
TRAYLATSS**	Stainless steel gear tray mounting clip (Requires NUT1001)	
NUT1001	#10-32x3/8" steel hex locking nut for TRAYLAT attachment to housing	
LANYARD	White nylon security strap	
SC8GND	#8-32x3/8" green ground screw	
OPTIONAL ACCESSORIES		
Part Number	Description	
TAMPER BIT 3	Driver bit for TAMPERPRUF screw used in LPCTP3 & LSS-3TP	
TAMPER BIT 8	Driver bit for tamper-proof snake eye drive screw, compatible with LSS-3	

*Sealant required for wet location use.

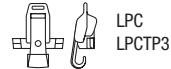
**A.L.P. recommends using TRAYLATSS for three lamp fixtures.

KITS		
Kit Number	Description	Qty/Case
TMWS 240	TMW 4ft strip type kit	1
Kit Includes	Qty/Kit	
TMWS 4-10L	4' TMW housing (requires 10 latches)	1
TMW 4D15	4' Shallow lens in crepe pattern acrylic	1
FEPW	Flush white end plugs	2
LPC	White polycarbonate latch	10

KITS		
Kit Number	Description	Qty/Case
TMWS 248	TMW 4ft strip type kit deep	1
Kit Includes	Qty/Kit	
TMWS 4-10L	4' TMW housing (requires 10 latches)	1
TMW 4DD15	4' Deep lens in crepe pattern acrylic	1
FEPW	Flush white end plugs	2
LPC	White polycarbonate latch	10



LATCHES



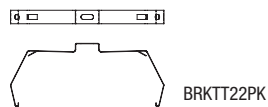
WIRE ENTRY PLUGS



LENSES



HOUSING MOUNTING BRACKETS



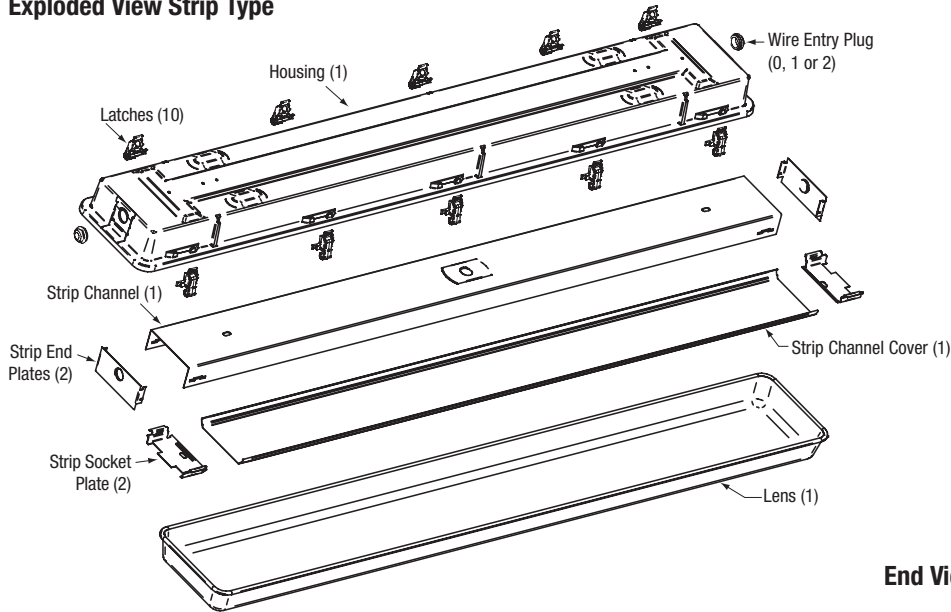
MISCELLANEOUS PARTS



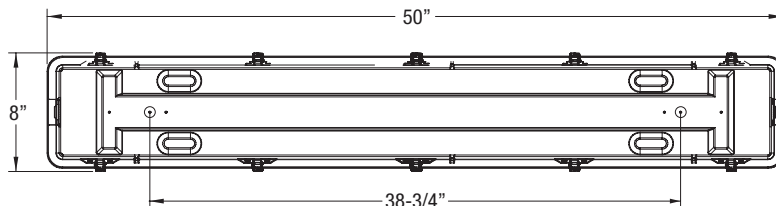
OPTIONAL ACCESSORIES



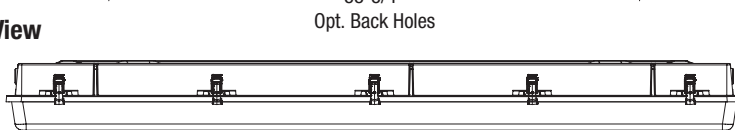
Exploded View Strip Type



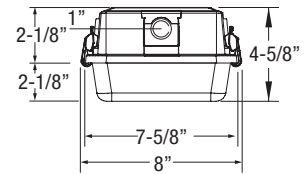
Top View



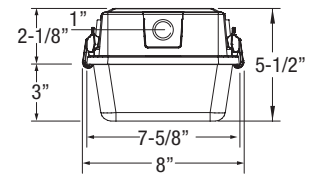
Side View



End View



Shallow Lens



Deep Lens

HOUSING (Select One)		
Part Number	Description	Qty/Case
TMWS 4-10L	4' TMW strip type HB housing (requires 10 latches)	60
OPTIONAL STRIP HOUSING COMPONENTS		
Part Number	Description	Qty/Case
SEP240B	4' Striplight channel (Select One) †	500
SEP240C-VP	4' Striplight T8 channel cover (Select One) †	500
SEP240C-T5	4' Striplight T5 channel cover (Select One)	500
SEP140SP	1-Lamp T8 socket plate (Select Two)	500
SEP240SP	2-Lamp T8 socket plate (Select Two) †	500
SEP340SP	3-Lamp T8 socket plate (Select Two)	500
SESP1L2FT5	1-Lamp T5/T5HO socket plate for 2' strips (Select Two)	250
SESP2L2FT5	2-Lamp T5/T5HO socket plate for 2' strips (Select Two)	250
SESP2L2FT5	3-Lamp T5/T5HO socket plate for 2' strips (Select Two)	250
SEPE	Striplight end plates (Select Two) †	500
RQTF	¼-Turn fastener for striplight channel cover (Select Two) †	2500
SEP240-VP	4' 2-Lamp T8 Striplight channel kit. Contains items marked with †	n/a

Note: Strip housing components are purchased through A.L.P. Steel craft.