

Para-Lite 2 Style 2

Description

The Para-Lite 2™ is an extremely efficient louver that maintains excellent low brightness. The 1-1/2" x 1-1/2" x 1" parabolic cell provides a bolder appearance in fixtures or luminous ceiling applications, with numerous perimeter variations and color options available.

Application

Medical facilities, department stores, conference rooms, entries and corridors, perimeter lighting, computer rooms and elevators.

Ordering Information

Please call 877-257-5841 for price and delivery.

Notice

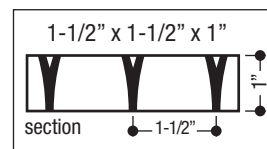
A.L.P. assumes no responsibility for suitability of luminaires and applications.

1-1/2" x 1-1/2" x 1" parabolic louver provides maximum illumination efficiency and excellent low brightness qualities for Office, Retail and Medical environments

Materials: Polystyrene

Style 3

Total Luminaire Efficiency	51.9%	
VCP		.99
Plane	0°	90°
Spacing Criteria	1.2	1.6
Shielding Angle	31	31



Louver	Style	Size	Material / Finish	Fabrication Options
Para-Lite 2 1- 1/2" x 1- 1/2" x 1"	2 - Ceiling Style 1 x 4 - O.D. 11-3/4" x 47-3/4" 2 x 2 - O.D. 23-3/4" x 23-3/4" 2 x 4 - O.D. 23-3/4" x 47-3/4" 3 - Fixture Style (narrow body) 2 x 2 - O.D. 22-1/2" x 22-1/2" I.D. 20" x 19-9/16" 2 x 4 - O.D. 22-1/2" x 46-1/2" I.D. 20" x 44-11/16" enter style	14 - Style 2 Only 22 - All Styles 24 - All Styles enter size	SPS - Specular Silver, Polystyrene enter finish	CUT - Cut to Size Note: Cut to size - on Cut to Size orders O.D. must be provided. Cut to Size louvers must be able to fit directly into the doorframe. enter options

To Order: Select description from each column and include "options" if applicable.

Parabolic Data

General

A.L.P. parabolic louvers are the most sophisticated and optically precise lighting control panels available in the industry. The proper installation, care and handling of these louvers will ensure excellent light control and product serviceability for many years.

Care and Handling

Great care should be exercised when handling parabolic louvers, avoiding contact with oily and/or foreign substances. Always handle louver panels with clean white gloves - never use bare hands. Always install these louvers after the space has been completed and is ready for occupancy - never during construction.

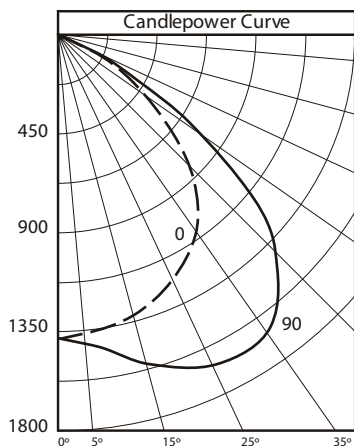
Specifications

Style 2 - Ceiling Style

Style 2 is designed to fit any standard 1' x 4', 2' x 2' and 2' x 4' grid systems.

Style 3 - Fixture Style

Parabolic Louvers shall be Para-Lite 2 (Style 3) for lighting fixture application. These louvers shall be one piece injection molded of polystyrene base material with all parabolic surfaces prepared with a primary undercoat and a highly specular vacuum metalized finish. Louver panels shall have an integrally molded flange on all sides to fit 2' x 2' or 2' x 4' fluorescent fixtures. Cell size: 1-1/2" x 1-1/2" x 1" square cell, providing 31° shielding from all angles. This louver shall have an efficiency of not less than 51.9% and a VCP index rating of .93 (specular silver finish). Sizes are nominal. Please check customer service for exact sizes of each style.



TS: TECHNICAL SUPPORT

Lighting Research Laboratories, Inc.

Test Report No. LRL 397-3E

Date 03/05/97

Description: Commercially available 2' x 4' Troffer 2/32W T8 Lamps, 1" deep Parabolic Specular Silver louver

Luminaire Watts = 60.2

Efficiency = 51.9%

Catalog Number: Louver PL2 SPS 3

Lamp Type: F32T8/TL80


Lumens: 3050

Number of Lamps: 2

Style 2
Ceiling Style
1' x 4'
2' x 2'
2' x 4'



Style 3
Flange Style
2' x 2'
2' x 4'



These drawings are for reference only. Actual part dimensions will vary. Customer is urged to review actual samples to confirm fit and function. All specifications and dimensions are subject to change without notice.