



KDS-240

### General Description

An all-purpose two-light fluorescent economy strip fixture kit suitable for a wide range of applications.

All fixture parts snap together for easy installation and maintenance. Side knockouts are included for a convenience outlet, pull switch and conduit.

### Features and Benefits

Double KO access on 4 ft and longer to facilitate wiring of units for multiple ballast configurations.

Snap-in end cap for faster and easier assembly.

Large selection of end plates available for a multitude of applications (See assembly and optional accessories page for details.)

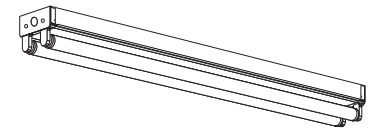
Dual function end cap allows for row mounting by sliding into built-in aligning lances.

Cable mounting in the center for greater adaptability.

Universal Yoke and Toggle Kit suspension option available.

All KDS bodies include the following options:

- KO for suspension
- Side KO for conduit
- Pull switch KO
- Starter KO
- Convenience outlet KO



### Housing

Die-formed heavy-gauge cold rolled steel.

### Cover

Snap-on type to simplify installation. Two covers are used for 30-watt tandem and 40-watt tandems.

### Ends and Socket Plates

Snap-in type. Ends also function as coupler for continuous row mounting. Socket plates accept slide-on or screw-down sockets.

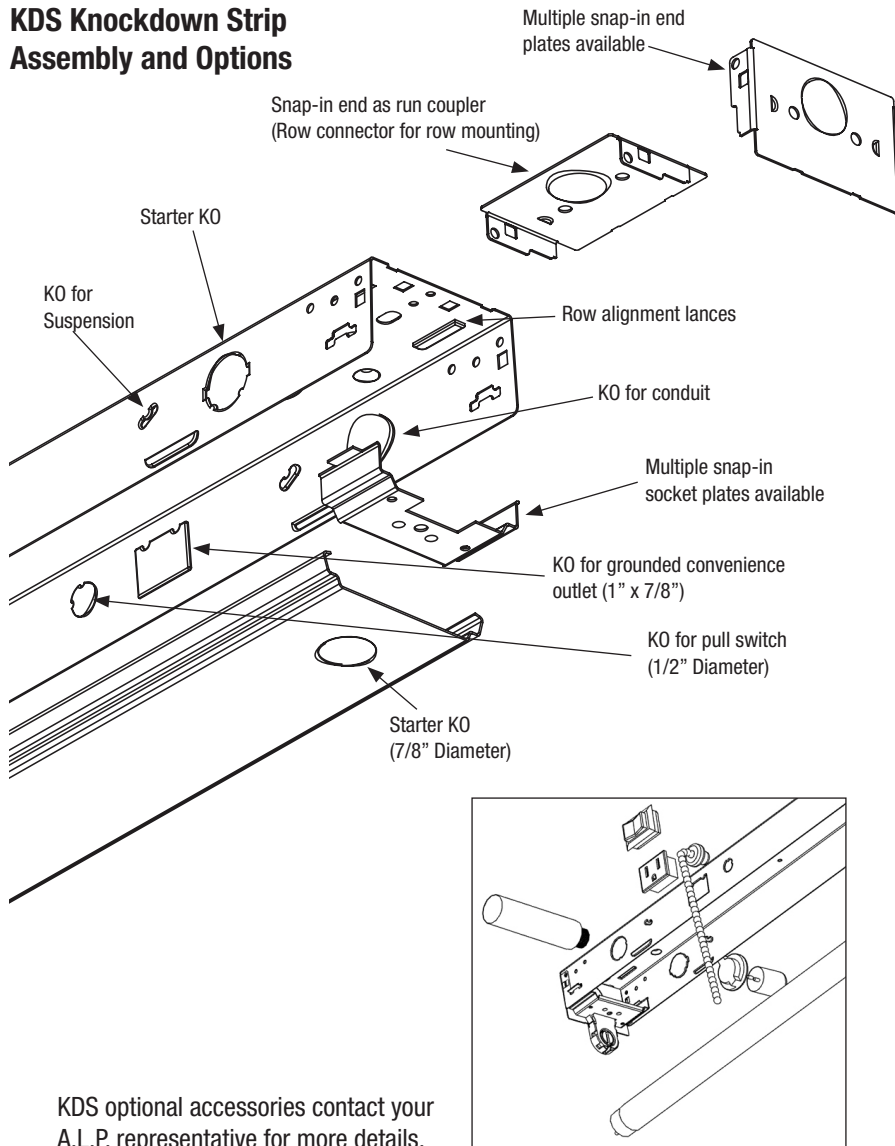
### Finish

Pre-painted white polyester polymer with minimum 82% reflectivity

### Mounting

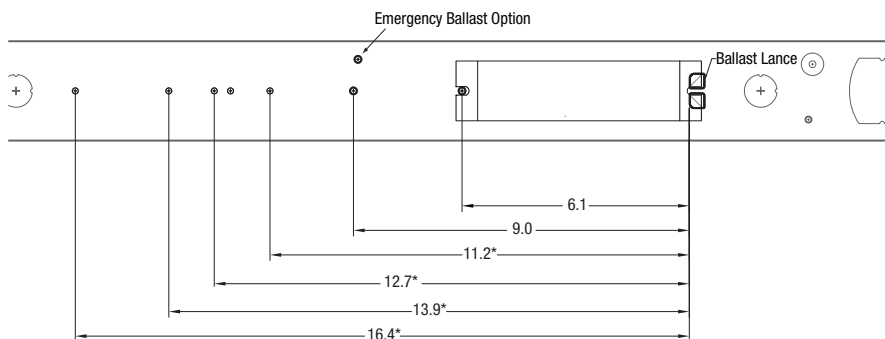
Surface or pendant mount, individually or in continuous rows. Sufficient knockouts are provided.

**KDS Knockdown Strip Assembly and Options**

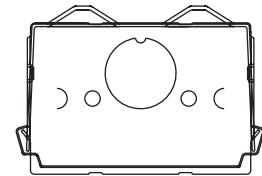


KDS optional accessories contact your A.L.P. representative for more details.

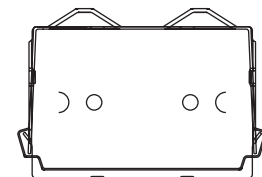
**Ballast Installation Options**



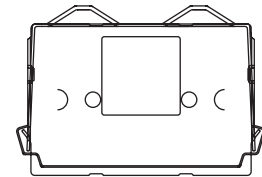
**Optional End Plates**



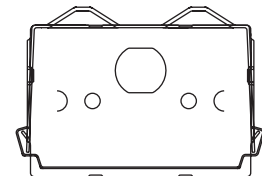
Shown with End Plate KDSE (7/8" KO for Conduit)



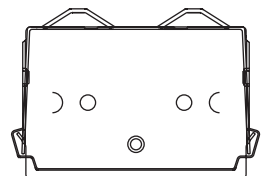
Shown with End Plate KDSE-LKO (7/8" KO Removed)



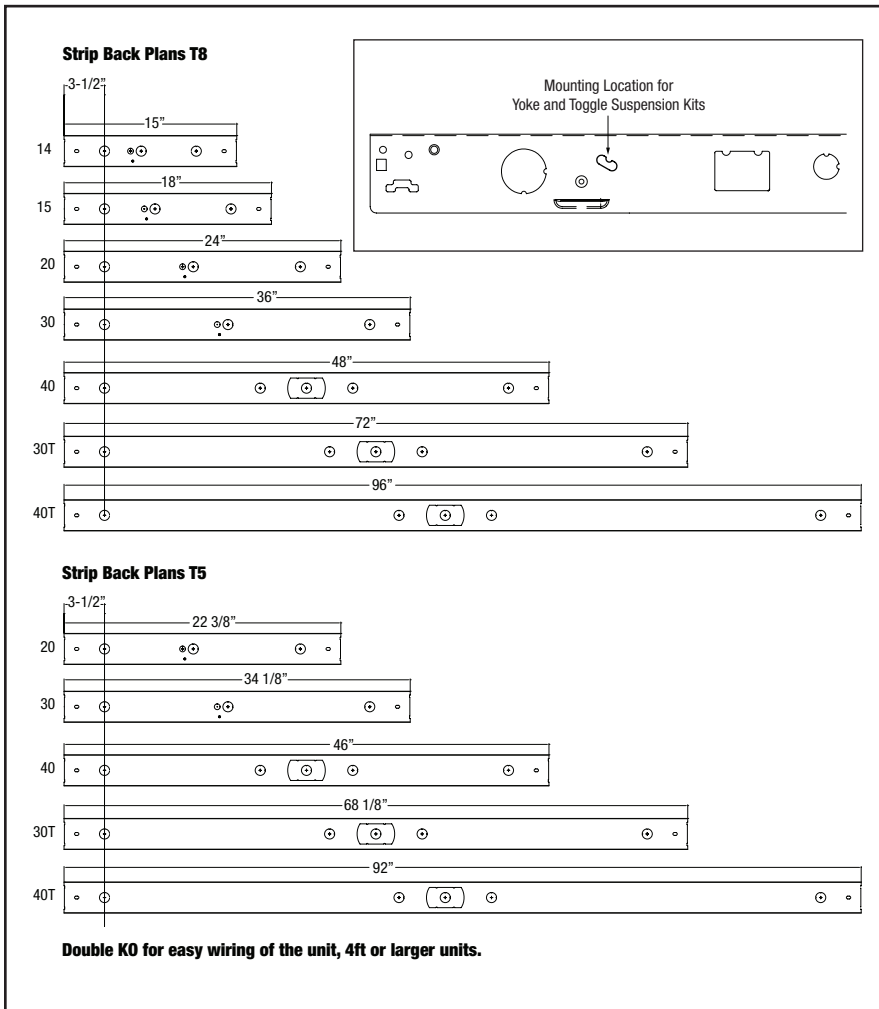
Shown with End Plate KDSE-WCO (Convenience Outlet Option)



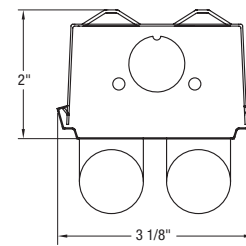
Shown with End Plate KDSE-DD (Double Deep KO)



Shown with End Plate DV3QRKDE (.136" Threaded Hole)



KDS Knockdown 2-Light



### Lampholder Options

	Part Number	Description
	F1232T8-S	T8 rotary snap-in lampholder, rapid start ballast shunted, G13 medium bi-pin
	F1233T8-S	T8 rotary snap-in lampholder, instant start ballast non-shunted, G13 medium bi-pin
	F2010T8-S	T8 rotary snap-in lampholder, rapid start ballast shunted, G13 medium bi-pin
	F2001T8-S	T8 rotary snap-in lampholder, instant start ballast non-shunted, G13 medium bi-pin
	F2021T8-S	T8 rotary snap-in lampholder, rapid start ballast shunted, G13 medium bi-pin
	F2011T8-S	T8 rotary snap-in lampholder, instant start ballast non-shunted, G13 medium bi-pin
	F1501T5-S	T5 rotary snap-in lampholder G5 base, rapid start non shunted

Catalog No	Lamps	Lamp Type	Length	Body	Socket Plate (QTY)	Cover (QTY)	End (QTY)
KDS-214	2	T8	15"	KDS-114B	KDST8SP (2)	KDS-114C (1)	KDSE (2)
KDS-215	2	T8	18"	KDS-115B	KDST8SP (2)	KDS-115C (1)	KDSE (2)
KDS-220	2	T8	24"	KDS-120B	KDST8SP (2)	KDS-120C (1)	KDSE (2)
KDS-230	2	T8	36"	KDS-130B	KDST8SP (2)	KDS-130C (1)	KDSE (2)
KDS-240	2	T8	48"	KDS-140B	KDST8SP (2)	KDS-140C (1)	KDSE (2)
KDS-230T*	4	T8	72"	KDS-130TB*	KDST8SP (4)	KDS-130C (2)	KDSE (2)
KDS-240T*	4	T8	96"	KDS-140TB*	KDST8SP (4)	KDS-140C (2)	KDSE (2)
KDST5-220	2	T5	22.34"	KDST5-120B	KDST5SP2 (2)	KDST5-120C (1)	KDSE (2)
KDST5-230	2	T5	34.15"	KDST5-130B	KDST5SP2 (2)	KDST5-130C (1)	KDSE (2)
KDST5-240	2	T5	45.96"	KDST5-140B	KDST5SP2 (2)	KDST5-140C (1)	KDSE (2)
KDST5-230T*	4	T5	68.3"	KDST5-130TB*	KDST5SP2 (4)	KDST5-130C (2)	KDSE (2)
KDST5-240T*	4	T5	92"	KDST5-140TB*	KDST5SP2 (4)	KDST5-140C (2)	KDSE (2)

\*Note: "T" — Tandem option

### Optional Suspension Kits

Part Number	Description	Qty
4011003-KDS-10	Yoke and Toggle Kit	2

### Notice

Dimensions subject to change without notice.

This product is an OEM component kit requiring final assembly by a qualified OEM fixture manufacturer.