


A.L.P.-LEXALITE

Test Report Number: 05990
Test Item Number: PLATFORM II WITH

Report Number	05990
Test Item	PLATFORM II WITH LUMIEO WIDE BAY SHROUD AND LUMIEO LENS AND LYNK LABS 152 LED BOARD
Product Type	LOW BAY
Test Purpose	
Sales Order Reference	
Works Order Number	
Test Item Reference	
Lab Test Method Reference	
Test Standards	IESNA LM-79-08
Lab Location Reference	
Tested by	1860
Date of Test	4/26/2017
Number of products Tested	
Analysed By	
Authorised Date	

A.L.P.-LEXALITE



A.L.P.-LEXALITE

Test Report Number: 06990
 Test Item Number: PLATFORM II WITH

Product Name	PLATFORM II WITH LUMIEO WIDE BAY SHROUD AND LUMIEO LENS AND LYNK LABS 152 LED BOARD
Part / Serial Number	
Type of Product	LOW BAY
Base Type	
Driver Type	
Operating Orientation	PENDENT
Test Orientation	PENDENT
Manufacturer	A.L.P.-LEXALITE
Date of Manufacture	
Thermal Management	
Dimmable	

Test Time (minutes)	Ambient Temperature (deg C)	Relative Humidity (%RH)	Pre-burning Time (hours)	Stabilisation Time (minutes)
75.00	26.00	0.00	0.00	30.00

Photometric Measurements

Total Luminous Flux (lm)	Electrical Power (W)	Luminous Efficacy (lm/W)	Test Distance (m)
6243.4	69.90	89.32	6.78

Electrical Measurements

Power Factor	Power (W)	Voltage (V)	Current (A)	Apparent Power (VA)	Frequency (Hz)	Current THD (%)	Voltage THD (%)
1.00	69.90	120.02	0.59	0.00	60.00	9.38	0.00

A.L.P.-LEXALITE

Test Report Number: 06990
Test Item Number: PLATFORM II WITH

Zonal Lumen Summary

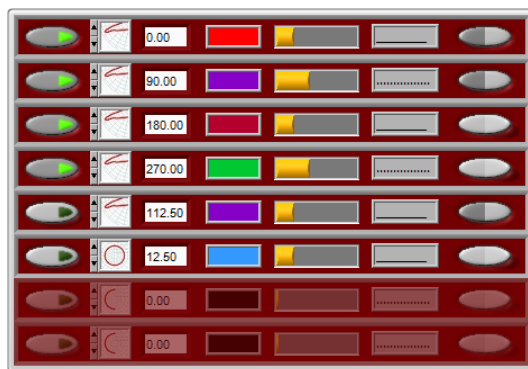
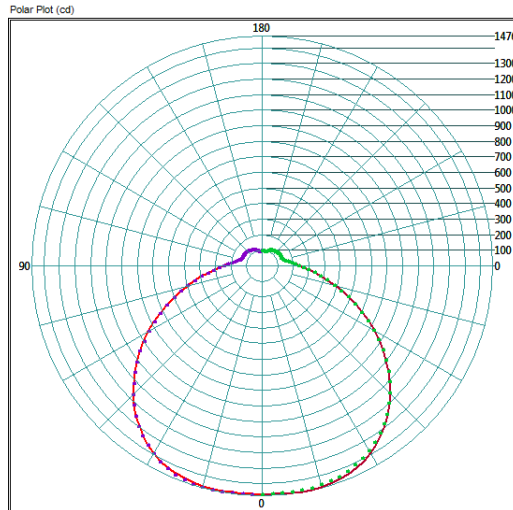
	Summary Zonal Lumens	Zonal Lumens - % Lamp	Zonal Lumens - % Fixture
0 to 30	1214.74	19.46	19.46
0 to 40	2043.89	32.74	32.74
0 to 60	3787.39	60.66	60.66
0 to 90	5348.18	85.66	85.66
40 to 90	3304.30	52.92	52.92
60 to 90	1560.79	25.00	25.00
90 to 180	895.24	14.34	14.34
0 to 180	6243.42	100.00	100.00

Test Report Number: 06990
 Test Item Number: PLATFORM II WITH

Luminaire Dimensions

Sample Diameter/Length (mm)	Sample Width (mm)	Sample Height/Depth (mm)	Luminous Diameter/Length (mm)	Luminous Width (mm)	Luminous Height/Depth (mm)	Luminous C0-plane (mm)	Luminous C90-plane (mm)	Luminous C180-plane (mm)	Luminous C270-plane (mm)
-405.38	-405.38	152.40	-405.38	-405.38	152.40	152.40	152.40	152.40	152.40

Polar Plot (cd)



Test Report Number: 05990
 Test Item Number: PLATFORM II WITH

Coefficients of Utilisation

IES Spacing Criterion

Spacing Criterion (0 to 180)	Spacing Criterion (90 to 270)	Spacing Criterion (diagonal)
1.39	1.39	1.49

Proportion of Upward and Downward Flux from Luminaire

LOR (%)	Proportion of Upward Flux from Luminaire	Proportion of Downward Flux from Luminaire	Fixture Total Flux (lm)
100.00	0.00	0.00	6243.42

Table of Coefficients of Utilisation

RCC%	80	80	80	80	70	70	70	70	50	50	50	50	30	30	30	30	10	10	10	10	0	0	0	0
RW%	70	50	30	0	70	50	30	0	70	50	30	0	70	50	30	0	70	50	30	0	70	50	30	0
RFC%	20	20	20	20	20	20	20	20	20	20	20	20	20	20	20	20	20	20	20	20	20	20	20	20
RCR = 0	1.16	1.16	1.16	1.16	1.11	1.11	1.11	1.11	1.03	1.03	1.03	1.03	0.96	0.96	0.96	0.96	0.89	0.89	0.89	0.89	0.86	0.86	0.86	0.86
RCR = 1	1.04	0.98	0.93	0.86	0.99	0.94	0.90	0.84	0.91	0.87	0.84	0.79	0.84	0.81	0.78	0.74	0.78	0.75	0.73	0.70	0.74	0.72	0.70	0.68
RCR = 2	0.93	0.84	0.77	0.68	0.89	0.81	0.74	0.66	0.82	0.75	0.70	0.63	0.75	0.70	0.65	0.59	0.69	0.65	0.61	0.56	0.66	0.62	0.59	0.55
RCR = 3	0.85	0.73	0.65	0.55	0.81	0.71	0.63	0.54	0.74	0.66	0.59	0.51	0.68	0.61	0.55	0.49	0.62	0.57	0.52	0.46	0.59	0.54	0.50	0.45
RCR = 4	0.77	0.65	0.55	0.45	0.74	0.62	0.54	0.44	0.67	0.58	0.51	0.43	0.62	0.54	0.48	0.41	0.56	0.50	0.45	0.39	0.54	0.48	0.44	0.38
RCR = 5	0.71	0.57	0.48	0.38	0.68	0.55	0.47	0.38	0.62	0.52	0.44	0.36	0.56	0.48	0.42	0.35	0.52	0.45	0.39	0.33	0.50	0.43	0.38	0.33
RCR = 6	0.65	0.51	0.42	0.33	0.62	0.50	0.41	0.32	0.57	0.46	0.39	0.31	0.52	0.43	0.37	0.30	0.48	0.40	0.35	0.29	0.46	0.39	0.34	0.28
RCR = 7	0.60	0.46	0.37	0.29	0.58	0.45	0.36	0.28	0.53	0.42	0.35	0.27	0.48	0.39	0.33	0.26	0.44	0.37	0.31	0.25	0.43	0.36	0.30	0.25
RCR = 8	0.56	0.42	0.33	0.25	0.54	0.41	0.33	0.25	0.49	0.38	0.31	0.24	0.45	0.36	0.30	0.23	0.42	0.34	0.28	0.22	0.40	0.33	0.27	0.22
RCR = 9	0.52	0.39	0.30	0.22	0.50	0.37	0.30	0.22	0.46	0.35	0.28	0.21	0.42	0.33	0.27	0.21	0.39	0.31	0.26	0.20	0.37	0.30	0.25	0.20
RCR = 10	0.49	0.35	0.27	0.20	0.47	0.34	0.27	0.20	0.43	0.32	0.26	0.19	0.40	0.31	0.24	0.19	0.37	0.29	0.23	0.18	0.35	0.28	0.23	0.18

Test Report Number: 06990
 Test Item Number: PLATFORM II WITH

UGR Table

Reference Standard:
 CIE 190:2010

UGR Table											
Ceiling Reflectance		70	70	50	50	30	70	70	50	50	30
Wall Reflectance		50	30	50	30	30	50	30	50	30	30
Floor Reflectance		20	20	20	20	20	20	20	20	20	20
Room dimensions X Y		Viewed Crosswise					Viewed Endwise				
2H	2H	17.7	19.1	18.2	19.6	20.3	17.7	19.1	18.3	19.7	20.3
	3H	17.5	18.8	18.1	19.4	20.1	17.5	18.8	18.1	19.4	20.1
	4H	17.4	18.6	18.0	19.2	19.9	17.5	18.7	18.1	19.3	20.0
	6H	17.4	18.5	18.0	19.1	19.8	17.4	18.5	18.0	19.1	19.8
	8H	17.3	18.4	17.9	19.0	19.7	17.3	18.4	18.0	19.1	19.8
	12H	17.3	18.3	17.9	18.9	19.7	17.3	18.4	17.9	19.0	19.7
4H	2H	17.4	18.6	18.0	19.2	19.9	17.5	18.7	18.1	19.3	20.0
	3H	17.3	18.3	17.9	19.0	19.7	17.3	18.4	17.9	19.0	19.7
	4H	17.2	18.2	17.8	18.8	19.5	17.2	18.2	17.9	18.8	19.6
	6H	17.1	18.0	17.8	18.6	19.4	17.2	18.0	17.8	18.7	19.4
	8H	17.1	17.9	17.7	18.6	19.3	17.1	17.9	17.8	18.6	19.4
	12H	17.1	17.8	17.7	18.5	19.2	17.1	17.8	17.8	18.5	19.3
8H	4H	17.1	17.9	17.7	18.6	19.3	17.1	17.9	17.8	18.6	19.4
	6H	17.0	17.7	17.7	18.4	19.2	17.0	17.7	17.7	18.4	19.2
	8H	17.0	17.6	17.7	18.3	19.1	17.0	17.6	17.7	18.3	19.1
	12H	16.9	17.5	17.6	18.2	19.0	17.0	17.5	17.7	18.2	19.1
12H	4H	17.1	17.8	17.7	18.5	19.2	17.1	17.8	17.8	18.5	19.3
	6H	17.0	17.6	17.7	18.3	19.1	17.0	17.6	17.7	18.3	19.1
	8H	16.9	17.5	17.6	18.2	19.0	17.0	17.5	17.7	18.2	19.1

A.L.P.-LEXALITE

Test Report Number: 06990
Test Item Number: PLATFORM II WITH

Candela Table (cd)

	360.0
0.0	1466.9
2.5	1467.3
5.0	1466.7
7.5	1466.2
10.0	1466.7
12.5	1465.9
15.0	1464.2
17.5	1459.4
20.0	1451.4
22.5	1441.0
25.0	1427.5
27.5	1410.2
30.0	1388.5
32.5	1362.2
35.0	1330.6
37.5	1295.5
40.0	1257.2
42.5	1214.2
45.0	1168.1
47.5	1118.6
50.0	1066.5
52.5	1012.9
55.0	957.5
57.5	899.7
60.0	842.6
62.5	782.4
65.0	722.0
67.5	663.0
70.0	607.1
72.5	552.4
75.0	498.5
77.5	445.7
80.0	396.5
82.5	351.4
85.0	310.8
87.5	275.4
90.0	244.8
92.5	219.5
95.0	199.0
97.5	182.1
100.0	168.4
102.5	157.3
105.0	148.5
107.5	141.7
110.0	137.1
112.5	135.0
115.0	135.4
117.5	135.5
120.0	135.4
122.5	135.1
125.0	134.5
127.5	133.6
130.0	132.5
132.5	131.1

Test Report Number: 06990
 Test Item Number: PLATFORM II WITH

Candela Table (cd)

	0.0	22.5	45.0	67.5	90.0	112.5	135.0	157.5	180.0	202.5	225.0	247.5	270.0	292.5	315.0	337.5
135.0	129.2	130.0	130.7	131.8	132.8	133.3	132.5	131.2	130.6	129.1	127.4	126.7	126.6	126.7	127.0	127.4
137.5	126.9	127.8	128.5	129.5	130.5	130.9	129.8	128.6	128.7	127.3	125.7	125.1	124.8	125.0	125.2	125.8
140.0	124.3	125.1	125.8	126.7	127.7	127.9	126.9	125.9	126.6	125.2	123.8	123.0	122.9	123.0	123.3	123.7
142.5	121.3	122.1	122.8	123.7	124.7	124.7	123.8	123.1	124.4	123.0	121.7	121.0	120.9	120.9	121.2	121.6
145.0	118.5	119.1	119.8	120.8	121.8	121.4	120.8	120.4	122.0	120.7	119.4	119.0	118.7	118.7	119.0	119.4
147.5	116.3	116.3	116.9	118.2	119.0	118.5	118.2	118.2	119.7	118.5	117.3	116.9	116.7	116.6	116.9	117.3
150.0	113.6	114.2	114.5	115.8	116.4	116.4	116.4	116.4	117.5	116.4	115.3	115.0	114.8	114.6	114.9	115.4
152.5	111.3	111.9	112.6	113.8	114.0	114.2	114.5	115.0	115.3	114.1	113.0	112.8	112.6	112.6	112.8	113.1
155.0	108.7	109.3	110.5	111.3	111.4	111.6	112.0	112.4	112.6	111.7	110.6	110.2	110.1	110.1	110.2	110.7
157.5	105.8	106.3	107.5	108.5	108.4	108.5	109.1	108.8	109.8	108.8	107.8	107.0	107.3	107.1	107.4	107.6
160.0	102.7	103.1	104.5	104.9	105.2	105.3	105.8	105.6	106.5	105.3	104.6	103.6	104.0	103.4	104.0	104.1
162.5	99.2	99.6	100.9	101.0	101.6	101.6	101.9	101.7	102.7	101.8	101.0	100.2	100.2	99.8	100.3	100.4
165.0	95.5	96.0	96.9	97.0	97.5	97.5	97.4	97.6	98.5	97.8	97.2	96.3	96.2	95.9	96.2	96.3
167.5	91.4	92.3	92.6	92.7	93.1	93.4	93.1	93.2	94.3	94.0	93.1	92.3	92.2	91.9	92.0	92.0
170.0	89.7	89.8	90.2	89.6	90.0	89.9	89.6	89.5	92.2	92.3	91.6	91.2	90.9	90.9	90.5	90.8
172.5	94.5	94.6	95.0	94.4	94.9	94.5	94.3	94.3	96.0	95.7	95.7	95.1	95.3	94.8	94.6	95.6
175.0	95.8	96.3	96.3	96.5	96.4	96.4	96.2	96.2	96.7	96.6	96.7	96.6	96.6	96.3	96.1	95.9
177.5	96.6	96.7	96.6	96.7	96.8	96.7	96.5	96.2	96.8	96.8	97.2	96.6	96.5	96.6	96.3	95.8
180.0	96.6	96.6	96.6	96.6	96.6	96.6	96.6	96.6	96.6	96.6	96.6	96.6	96.6	96.6	96.6	96.6

A.L.P.-LEXALITE

Test Report Number: 06990
Test Item Number: PLATFORM II WITH

Candela Table (cd)

	360.0
135.0	129.2
137.5	126.9
140.0	124.3
142.5	121.3
145.0	118.5
147.5	116.3
150.0	113.6
152.5	111.3
155.0	108.7
157.5	105.8
160.0	102.7
162.5	99.2
165.0	95.5
167.5	91.4
170.0	89.7
172.5	94.5
175.0	95.8
177.5	96.6
180.0	96.6